

# Crochet Stitch Directory

Review the stitch tutorials to ensure your Amigurumis will come out perfect.

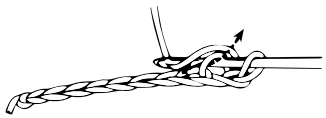
## Chain Stitch (ch)

Make a slip knot on the hook. Bring yarn over hook from back to front and grab it with hook. Repeat.



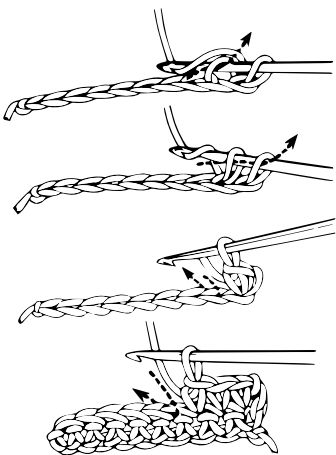
## Slip Stitch (sl st)

Insert hook, yarn over and draw yarn through chain and the loop on your hook in one motion.



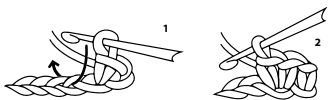
## Single crochet (sc)

Follow the same instruction to make slip stitch until you draw yarn through the chain stitch and up onto the hook. There are now 2 loops on hook. Bring yarn over hook from back to front and draw it through both loops.



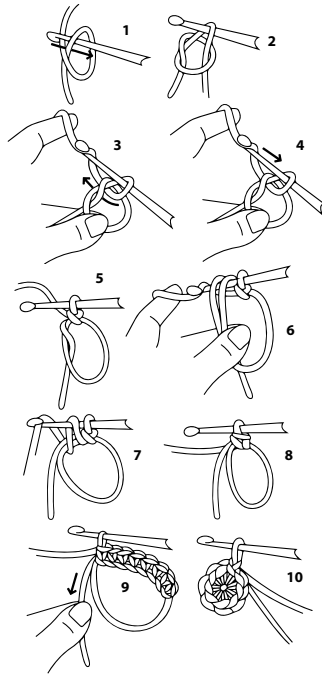
## Increase (inc)

To increase, make 2 sc into every single stitch.



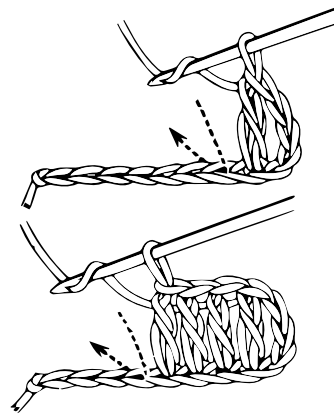
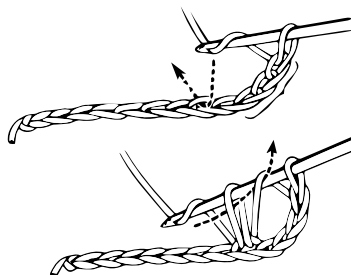
## Magic Ring

Loop the yarn around your fingers. Insert hook into the loop and draw up a loop loosely. Hold this loop with your thumb and middle finger and wrap the yarn on your index finger. Make a chain stitch and now you are crocheting over the loop and the yarn tail. Draw up a loop and begin your first sc. Continue to crochet over the loop and the yarn tail until you have the required number of sc mentioned in the pattern. Pull the tail yarn to close the ring.



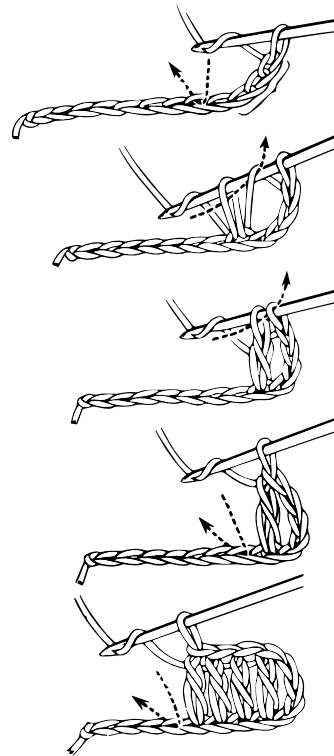
## Half Double Crochet (hdc)

Insert hook on the 3rd chain on the left. Bring yarn over and draw it through the chain stitch and up. You now have 3 loops on the hook. Draw yarn through all 3 loops in one motion. Continue to work one half double crochet in each remaining chain across the hook.



## Double crochet (dc)

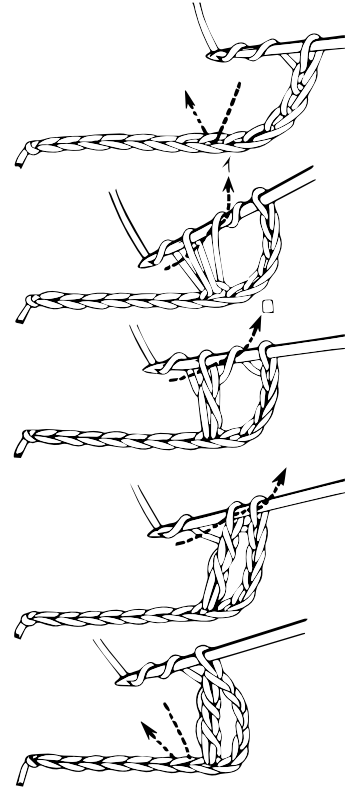
Yarn over, insert the hook in the 5th chain, yarn over and pull through the chain (3 loops on the hook), yarn over, pull through 2 loops, (2 loops remain on the hook), yarn over, pull through the last 2 loops. Continue to work one double crochet in each remaining chain across the hook.



## Treble crochet (trc)

Yarn over twice, insert hook into the 6th chain, yarn over and pull through (4 loops on the hook), yarn over and pull through 2 loops, yarn over and pull through 2 loops. You have now 1 loop

on the hook. Continue to work one treble crochet in each remaining chain across the hook.



## Decrease (invisible) (dec)

Insert hook into the front loop on the first stitch and do the same on the second stitch. You have 2 loops on the hook, yarn over, pull through and now you have 2 loops, yarn over and pull through the remaining 2 loops.

