

SLIP STITCH (ss)

This stitch has no height – often used to join rounds




1 The slip stitch is used to join a length of chain into the round. Insert the hook from front to back into the first chain you worked. Wrap yarn round the hook (yrh) in an anticlockwise direction.



2 Pull the yarn through the chain stitch (as shown) and then the loop already on the hook to make a slip stitch. You can also work this stitch into each stitch along a row to form a neat edging.

WORKING IN ROWS

Follow these simple rules to construct crochet fabric



1 The first row is made by working across the foundation chain from right to left. At the end of the chain or row, turn the work so that the yarn is behind the hook.



2 For the next row, first make the turning chain for the stitch you're about to work (see opposite). Now work the next stitch into the top of the stitches on your first row, missing the first stitch.

DOUBLE CROCHET (dc) US term: single crochet

One of the key stitches in crochet, doubles are simple, compact stitches that form a dense fabric




1 To make a double crochet stitch, insert the hook under the top 2 loops of the next stitch on the previous row.



2 Wind the yarn around the hook (yrh).




3 Pull the yarn through the stitch, giving you 2 loops on your crochet hook.



4 Yarn round hook again, then pull the yarn through both loops. There's your double crochet made and you'll have one loop left on the hook, ready to do the next stitch.

HALF TREBLE CROCHET (htr) US term: half double crochet


A handy stitch that's between double and treble crochet in size, and it looks slightly looser than double crochet




1 To make a half treble crochet stitch, work to where you want the htr and then wind the yarn round the hook (yrh).



2 Insert the hook under the top 2 loops of the next stitch in the previous row. Wrap yarn around the hook again (yrh).



3 Pull the yarn through the stitch only (3 loops on hook).



4 Yarn round hook again, pull the yarn through all 3 loops. You've made a half treble crochet. Continue working htr into next and following sts to the end of the row.